

# KOHOKU RULE Separation of Garbage

Simplified  
Version

英語

## Burnable garbage

Twice  
a week



Kitchen refuse



Stuffed animals



### Notes on method of disposal

- Dispose in the designated garbage bag.
- Write your name on the bag.
- Drain off excess water from kitchen refuse.
- Remove excrements from disposable diapers before disposing.
- Soak cooking oil in paper or cloth, or solidify before disposing.
- Branches should be cut to a size smaller than 50cm in length and 5cm in diameter, and disposed of in the designated garbage bag.

※ If you have a large amount of burnable garbage to dispose, please bring them directly to the Crystal Plaza.

Direct carry-ins should be made to the Crystal Plaza.



Paper wastes and wood wastes



Disposable diapers



Tapes, such as cassettes and videos



Plastic containers and wrappers with inremovable stains

## Non-burnable garbage

Once  
a month



Hard plastic products



Ceramic ware



Metal ware



Small electronic appliances



### Notes on method of disposal

- Dispose in the designated garbage bag.
- Write your name on the bag.
- Long items, such as umbrellas, may stick out from the bag.
- Hazardous items such as light bulbs and knives should be wrapped in paper for safety and disposed of in the designated garbage bag.
- Rubbles such as roof tiles and concrete pieces cannot be disposed at the collection point. Please inquire directly at the Clean Plant.

※ Please make sure to let out all remaining gas from spray cans, gas cartridges and lighters at an outside area where no flammables are near by.

Direct carry-ins should be made to the Clean Plant.



Foot gear, bags

## Bulk Garbage

Twice  
a year



### Notes on method of disposal

- Please attach the Efu tag and dispose at the collection point, following the rules below.

### Rules for disposing bulk garbage

- (1) Make sure to write your name on the Efu tag.
- (2) Designated size is from that of exceeding 18 liter cans up to the size of a desk.
- (3) Designated weight is up to 60kg for individual items.
- (4) Designated quantity is up to 6 pieces per each household in one year. The Efu tag is valid only during the designated year. (Carrying over the Efu tag to following year is not permitted.)

Direct carry-ins should be made to the Clean Plant.


## About the designated garbage bags

Purchase the designated garbage bags at the registered stores.  
Most supermarkets and convenience stores in Nagahama sell them.

Burnable  
garbage  
bags



Non-  
burnable  
garbage  
bags



## Designed garbage bag(package of 10)

	Burnable	Non-burnable
Large(45L)	¥450	¥450
Medium(30L)	¥300	¥300
Small(20L)	¥200	

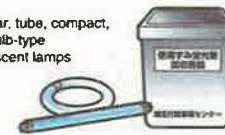
Stores registered to sell designated garbage bags will have a sign or seal as shown here.

湖北広域行政事務センター  
ごみ指定袋販売登録店

## Used fluorescent lamps

Twice  
a year

Circular, tube, compact,  
and bulb-type  
fluorescent lamps



### Notes on disposal

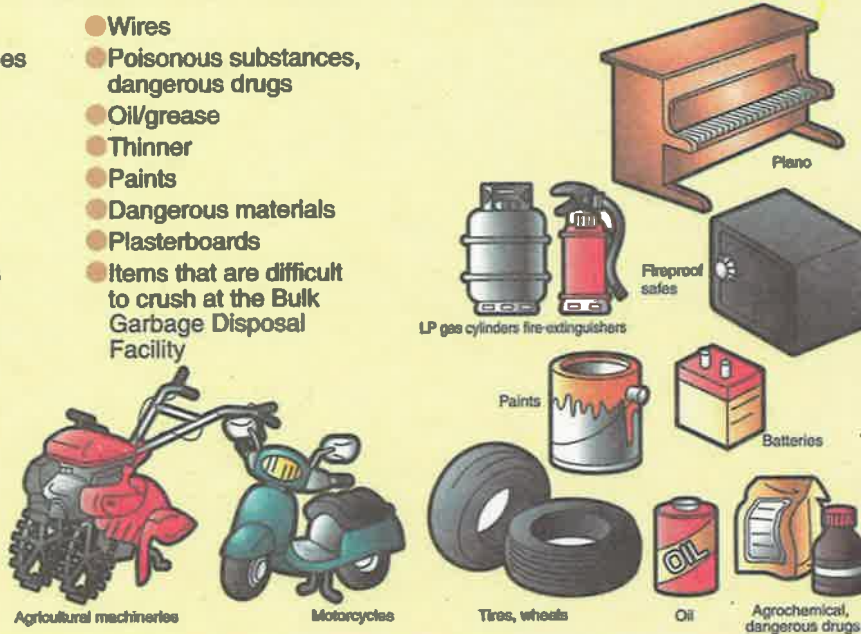
- Remove from outer packaging and cardboard tube package
- Dispose of only the lamp. Do not break it into small pieces.
- Put them in the collection box marked, Used Fluorescent Lamps, at the bulk garbage collection area on the bulk garbage collection day

Used fluorescent lamps are acceptable also at the Crystal Plaza and Clean Plant.

## Items not to be disposed of at the garbage disposal points

\*Please inquire at the place of purchase for the method of disposal.

- Industrial wastes
- Agricultural machineries
- Items for agriculture and forestry
- Agrochemical
- Motorcycles
- Marine vessels
- Piano
- Electric water heaters
- Boilers
- Bathtubs, toilet bowls
- Fireproof safes
- Pumps
- Gas cylinders
- Fire extinguishers
- Batteries
- Tires
- Wheels
- Wires
- Poisonous substances, dangerous drugs
- Oil/grease
- Thinner
- Paints
- Dangerous materials
- Plasterboards
- Items that are difficult to crush at the Bulk Garbage Disposal Facility



Items listed above are not accepted for disposal by the city. Please contact the place of purchase or a private waste disposal contractor to arrange for collection. They will not be collected at the garbage disposal points and they cannot be accepted at Crystal Plaza or Clean Plant.

## Recycling of Computers

\*Computers used at home cannot be disposed of as neither bulk garbage nor non-burnable garbage.

Collected Items	Approximate costs for collection and recycled resources	Desktop computer (main unit)	Laptop computer
Desktop computer main unit	¥3,150		
Laptop computer			
Liquid crystal display			
Computer with built-in liquid crystal display	¥4,200		
CRT (cathode ray tube) display			
Computer with built-in CRT (cathode ray tube)			

\*For more information on places of manufacturer's collection and other details, please visit to the website of each manufacturer or the website of the Japan Electronics and Information Technology Industries Association (<http://www.eipc31.jp>).

## Recycling of Household Electronic Appliances

\*Air conditioners, televisions, refrigerators (freezers), and washing machines cannot be disposed as bulk garbage. (Clothes dryers, LCD and plasma TVs will be added to the list from April, 2009)

(Approximate) fee for recycling including tax

	Air conditioner ¥2,100		Television ¥2,835
	Freezer, refrigerator ¥4,830		Washing machine ¥2,520

Collection and transportation fees

Burnable garbage and recyclables

## Crystal Plaza

200 Yawatanakayama-cho, Nagahama City

TEL.62-7141

Open

8:30a.m. ~ Noon  
1:00p.m. ~ 4:30p.m.

Closed

Weekends, holidays,  
during the year-end/  
new year period

- A large volume of burnable garbage from moving house or major housecleaning should be brought into the Plaza.
- Burnable bulky garbage (tatami mats, bedding, carpets, etc.) are accepted at the Crystal Plaza.
- When bringing bagged garbage to the Plaza, use bags that are transparent.



Non-burnable garbage and bulk garbage

## Clean Plant

1337 Oyori-cho, Nagahama City

TEL.74-3377

Open

8:30a.m. ~ Noon  
1:00p.m. ~ 4:30p.m.

Closed

Weekends, holidays,  
during the year-end/  
new year period

- Large volumes of non-burnable and bulky garbage from moving house or major housecleaning should be brought into the Plaza.
- When bringing bagged garbage to the Plaza, use bags that are transparent.
- Up to 5 sandbags of rubble such as roof tiles and bricks are accepted at one time.
- When bringing in garbage to the plant, use the designated routes and observe the speed limit.



### Glass bottles

Limited to bottles for drinks and foodstuffs

- Soft drinks
- Juice
- Coffee
- Supplement drinks
- Jam
- Seasonings, etc.



Notes on method of disposal

- Rinse the inside before disposing.
- Remove caps.
- Dispose in appropriate collection containers separating by color.

Please dispose of the following items as the non-burnable garbage: Bottles for cosmetics, heat resistance glassware, dishes, cups, glass sheets, wired glasses

Returnable bottles, such as 1.8 liter sake bottles, beer bottles, and milk bottles, should be returned to the place of purchase. These bottles are not accepted.



### Used batteries

Manganese and alkaline dry batteries

- D battery
- C battery
- AA battery
- AAA battery
- N battery
- 9V layered battery, etc.
- Button type batteries
- Small rechargeable batteries, etc.



Notes on method of disposal

- Put in a container labeled "Used batteries".
- Button type batteries, rechargeable batteries, etc... are acceptable also at the place of purchase as before.

### PET bottles

Only those with materials labeled recycling number 1 will be collected.

- Alcoholic beverages
- Juice
- Soft drinks
- Coffee
- Tea
- Mineral water
- Soy sauce
- Mirin (sweet sake for cooking)



Notes on method of disposal

- Rinse the inside before disposing.
- Remove all caps (caps should be disposed with plastic containers and packaging materials).
- Dispose in the designated collection container or net bag.
- Please crush the bottle laterally if possible.
- For PET bottles for sauce, dipping or salad oil which are difficult to clean, please dispose as the burnable garbage.
- You need not remove labels.

### Paper Cartons

- Milk
- Juice
- Soft drink, etc.



Notes on method of disposal

- Cut open the carton and dry it.
- Paper cartons smaller than 500ml will also be collected.
- Put in the designated paper carton container.
- Limited to cartons which are white on the inside.
- Alcoholic beverage cartons with aluminum inner lining should be disposed of as non-burnable garbage.

### Empty cans

Restricted to food and beverage cans.

- Alcoholic beverages
- Soft drinks
- Juice, tea
- Coffee
- Snacks, canned food
- Spices and condiments
- Laver, tea leaves
- English Tea
- Pet food, etc.



Notes on method of disposal

- Rinse the inside before disposing.
- Dispose in the designated collection container or net bag.
- Caps on bottled type cans should be disposed of with non-burnable garbage.
- Please crush the can if possible.

Separation of steel and aluminum cans is not required.

### Styrofoam

- White trays used for foodstuff
- Styrofoam used as buffers for product packaging (colored foam OK)
- Styrofoam boxes used as cold boxes (colored foam OK), and others



Note on method of disposal

- Rinse white Styrofoam food trays
- Dispose in the designated collection box or net bag.
- Large items should be crushed down to the size of approximately 30cm<sup>3</sup>.
- Dispose of heavily stained styrene foam packaging as burnable garbage.

Colored trays should be disposed of as "Plastic containers and wrappings".

### Spray cans

- spray cans (hair sprays, insecticides, etc.)
- gas cartridges




Notes on method of disposal

- Empty the can. Remove the plastic cap from the can, and make a hole in it.
- At the designated garbage station, put the can in the collection container printed "the spray cans".
- The city collects them on the same day as recyclable garbage (the empty cans etc.) collection day.
- If the spray paint cans can not be collected on the recyclable garbage collection day. Make a hole in them, and put them out as non-burnable garbage.
- If the spray cans made of plastic can not be collected on the recyclable garbage collection day. Make a hole in them, and put them out as non-burnable garbage.
- When making a hole in the can, make sure it is empty, and do it in an outdoor place where it is well ventilated and nothing can catch fire.

### Lighters

- Disposable lighters
- Gas lighters
- Oil lighters made of metal, etc



Notes on method of disposal

- At the designated garbage station, put the lighter in the collection container printed "lighters".
- Empty the lighter completely.
- Do not break the lighter.
- The city collects them on the same day as recyclable garbage (the empty cans etc.) collection day.

### Waste paper

- Newspapers
- Cardboard boxes
  - Thick paper (cartons)
  - Snack boxes, paper cores
- Magazines, fliers
  - Weeklies, comic books
  - Paperbacks, catalogues
  - Pamphlets
  - Notebooks, copier paper
  - Paper bags
  - Postcards, etc.



Notes on method of disposal

- Please separate into the 3 categories of newspapers, cardboards, and magazines and fliers at the collection point.
- Cross tie with string.
- When putting out the thin cardboard boxes (the cake boxes, the paper tissue boxes, etc.) or the paper tubes, sandwich them between cardboard, or put them in a paper bag, and tie them with cord crosswise so as not to litter.
- Fold cardboards to a size smaller than 1m.
- Remove any metal attachments from notebooks.

Attention  
The following items will not be collected.

Direct mail, paper packs, gold paper, silver paper, aluminum foil, grease paper, waxing paper, carbon paper, thermal recording paper, cellophane, poly finished paper, resin finished paper, window envelopes, carbon paper, photo albums, cardboards with other coated paper, cloth, masking tapes, Styrofoam or oil stains

### Old clothes (old clothing)

All apparel

- (includes Japanese kimono and leather goods)
- T-shirts
- Towels
- Sweaters
- Curtains
- Kimono
- Blankets and sheets
- Hats (cloth type)
- Socks (per pair)
- handkerchief and others



Notes on method of disposal

- Wash before disposal.
- Do not dispose of stained, torn, extremely damaged or wet items.
- Dispose in a clear bag.
- Designated bags for burnable garbage and non-burnable garbage may be used for disposal.
- If it is raining on the collection day, please dispose on the next collection day.
- Remove all safety pins and sewing pins before disposing.

Attention  
The following items will not be collected.

Beddings, pillows, zabuton cushions, cushions, carpets, mats, bags, umbrellas, raincoats, slippers, foot gear such as shoes, handicraft items such as balls of yarn, bells, suspenders, waste from cut cloth

### Plastic containers and wrappings



To be collected, plastic containers and wrappings must have this mark.

#### Bottles

- Plastic bottles for foodstuff and daily commodities
- Containers for detergents, shampoo, hair rinse, cream, etc.




#### Caps

- Plastic caps for PET bottles, empty bottles, plastic containers, etc.



#### Nets

- Plastic nets for foodstuff
- Nets for oranges, onions, etc.
- Styrofoam nets used for apples and peaches



#### Plastic containers and cups

- Packs used for fruits
- Containers for cup noodles, puddings, instant food, and bento boxes sold at convenience stores
- Packaging for eggs and bite size jellies



#### Colored trays

- Trays for fresh food and prepared food



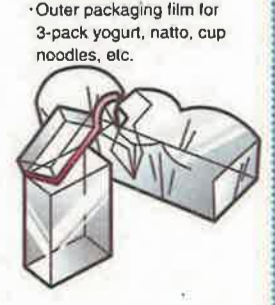
#### Shopping bags, plastic bags

- Bags for instant food and frozen food
- Bags for candies and snacks
- Bags for clothing, toilet paper, medical supplies, cosmetics, etc.
- Shopping bags



#### Packaging film

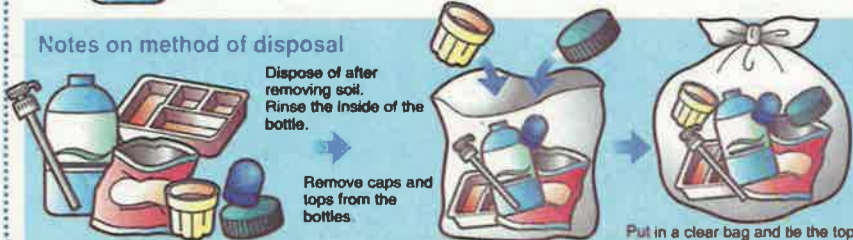
- Outer packaging film for caramel candies, notebooks, etc.
- Outer packaging film for 3-pack yogurt, natto, cup noodles, etc.



Notes on method of disposal

Dispose of after removing soil. Rinse the inside of the bottle.

Remove caps and tops from the bottles.



Take it to the designated burnable garbage collection point.

Put in a clear bag and tie the top.

Attention  
The following items will not be collected.

- Items that cannot be washed off the dirt (such as tubes).
  - Plastic items that are not containers or wrappings (toys, wash bowls, buckets, toothbrushes, plastic items such as spoons for pudding and straws, paper containers and wrappings).
- ※ Above items should be disposed of in the previous method of separation.